

# Instruction Manual

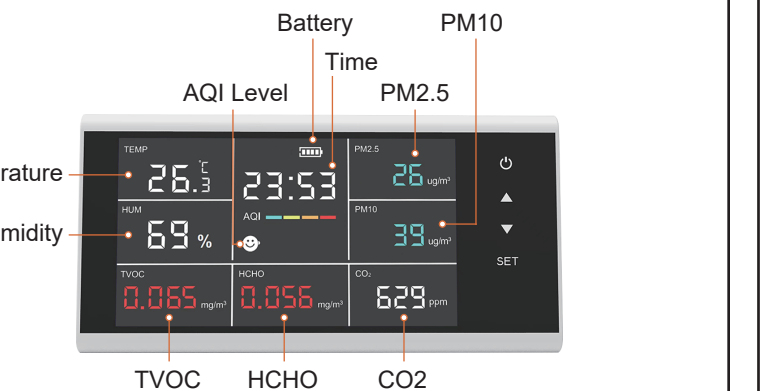


23-12-V1-155C

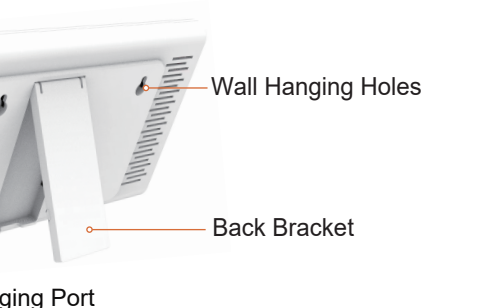
## Protect Your Air

This is an advanced, touch-screen multifunctional air quality monitor that detects Carbon Dioxide (CO<sub>2</sub>), PM<sub>2.5</sub>/10, Formaldehyde (HCHO), Total Volatile Organic Compounds (TVOC), Temperature, and Humidity with Time function.

As a scientific air quality testing device, it combines numerous different types of high-quality air sensors and a built-in fan to allow real-time monitoring of all values on its digital LCD display. It is easy to operate, quality assured and worth buying.



1



## Considerations


Please read the instructions carefully before using this device. Please let the device work short mins outdoors before use for most accurate results. Please keep the manual handy for quick reference and troubleshooting.

## Precautions

Avoid covering the air intake areas during use to avoid inaccurate measurements. Avoid use of solvents to clean the product as residual fumes will skew air quality readings. Avoid water or other liquids near the product to avoid electrical damage. Do not allow unauthorized modification or repair of this product.

2

## LCD Screen Display



## Turn On/Off Monitor

a) Long-press **Power Button** for 3 seconds to turn on/off the monitor.

**Note:** If your monitor does not turn on, please plug in and charge it for a while first.

## Time Setting

a) Long-press the **【SET】** Button for 2 seconds to enter the 12/24 hour mode, the value will be flashing.

## Note

**【H: 24】** stands for Time is 24-hours

**【H: 12】** stands for Time is 12-hours, and PM Time will be marked with **PM**.

b) Single-press **【▲/▼】** Button to increase and decrease the hours and minutes.

c) Single-press **【SET】** Button to complete all time settings.

3

## Brightness Adjustment

Only 2 settings for screen brightness - Bright and Dark

a) Single-press the **【▲】** Button to brighten brightness.

b) Single-press the **【▼】** Button to darken brightness.

## Temperature Unit

a) Long-press the **【▲】** Button for 2 seconds to switch the temperature unit between Celsius(°C) and Fahrenheit(°F).

## CO<sub>2</sub> Manual Calibration

a) Long-press the **【▼】** Button for 5 seconds, and the CO<sub>2</sub> value will flash when you hear a beep.

b) At this state, CO<sub>2</sub> value flashes and slowly down to 413, the flashes will stop automatically and finish calibration after flashing lasts for 5 minutes.

c) Do not touch any buttons during calibration.

## TVOC Calibration

Single-press the **Power Button** 3 times continuously will emit a beep sound, the TOVC value will reset to zero, indicating that the TVOC calibration is complete.

4

## HCHO Alarm

a) The HCHO alarm value is 0.1 mg/m<sup>3</sup>.

b) The HCHO default alarm sound is ON.

c) Single-press the **【SET】** Button to turn on/off the alarm sound.

## Note 1:

Exposure to less-than-optimal HCHO levels for an extended period of time may not be healthy and it is therefore recommended to keep this HCHO alarm function on.

## Note 2:

If you have elected to keep the HCHO alarm on, please be aware that the HCHO alarm will also automatically stop beeping when the HCHO value is decreasing while still above the specified threshold.

## Charging

When low battery icon is displayed, the device needs to be charged. Insert the included or another compatible Type-C USB charging cable into the device. Attach the other end to a USB DC charger (such as a smart phone charger) that outputs DC 5V at >=1000mA.

Fully charge for at least 2-3 hours before use. Avoid charging with a USB computer port which only outputs 500mA.

5

## How to Interpret Readings

	Good	Acceptable	Unhealthy	Very Unhealthy
CO <sub>2</sub>	400 - 1000	1000 - 2000	2000 - 3000	3000+
HCHO	0.0-0.1	0.1-0.123	0.123-0.5	0.5+
TVOC	0-0.5	0.5-1.0	1.0-3.0	3.0+
PM <sub>2.5</sub>	0-35	35-55	55-75	75+
PM <sub>10</sub>	0-60	60-80	80-100	100+
AQI	😊	😐	😞	😡
Temperature	18°C-26°C, 65°F-79°F <18°C or >26°C <65°F or >79°F			
Humidity	30-60% <30% or >60%			

## Parameters

	Measurement Range	Measurement Method	Resolution	Measurement Accuracy
CO <sub>2</sub>	400 - 5000 PPM	Infrared (NDIR)	1 PPM	± 50 PPM or 5%
PM <sub>2.5</sub> , PM <sub>10</sub>	0-999ug/m <sup>3</sup>	Laser Scattering	1ug/m <sup>3</sup>	±10ug/m <sup>3</sup> (0-100ug/m <sup>3</sup> ) ±10% (≥100ug/m <sup>3</sup> )
HCHO	0.001-1.999mg/m <sup>3</sup>	Semiconductor	0.001mg/m <sup>3</sup>	±15
TVOC	0.001-9.999mg/m <sup>3</sup>	Semiconductor	0.001mg/m <sup>3</sup>	±15
Temperature	-10°C - 50°C, 14°F - 122°F	Semiconductor	0.1°C/°F	±1°C; ±1.8°F
Humidity	20%-85%	Semiconductor	1%	±4%

6

## PRODUCT SPECIFICATIONS

Item	Air Quality Monitor
Product Size	240 x 120 x 20mm
Product Weight	428g (15.1 oz)
Display Method	LCD Screen
Measure	PM <sub>2.5</sub> , PM <sub>10</sub> , AQI, HCHO (Formaldehyde), TVOC, Temperature, Humidity
Detection method for CO <sub>2</sub>	Infrared ( NDIR )
Detection method for PM	Laser Scattering
Detection method for HCHO	Electrochemistry Sensor
Detection method for /TVOC	Semiconductor Sensor
Concentration unit for CO <sub>2</sub>	ppm
Concentration unit for PM	ug / m <sup>3</sup>
Concentration unit for HCHO and TVOC	mg / m <sup>3</sup>
CO <sub>2</sub> measuring range	400-5000 ppm
PM measuring range	0-999 ug / m <sup>3</sup>
HCHO measuring range	0.001 - 1.999 mg / m <sup>3</sup>
TVOC measuring range	0.001 - 9.999 mg / m <sup>3</sup>
Atmospheric Pressure	12.5 PSI - 15.4 PSI
Sampling Time	1.5 Seconds
Temperature Range	-10°C - 50°C (14°F - 122°F)
Storage Temperature	-10°C - 60°C (14°F - 140°F)
Relative Humidity	20%-85%
Humidity Range	20%-85%
Power Source	3000 mAh Rechargeable Lithium battery. 5V DC Power Charging via Type-C Port

7

## WARNING:

While this product can reduce your risk of harm by increasing your awareness of air quality, it can in no way guarantee your health or safety. Please instead take a comprehensive approach to living healthy and do not depend on this monitor alone to improve your health or save your life.

## LEGAL DISCLAIMER:

The use or misuse of this monitor is conditioned upon the user's agreement that in no event shall the manufacturer, importer, reseller, or distributor of this monitor be liable for any direct, indirect, punitive, incidental, special consequential damages, to property or life, whatsoever arising out of or connected with the use of this monitor.

## Product List

Air Quality Monitor	x 1
Type-C Charging Cable	x 1
Product Manual	x 1

8