


10X LED Magnifier

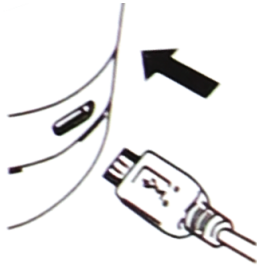


• Specifications

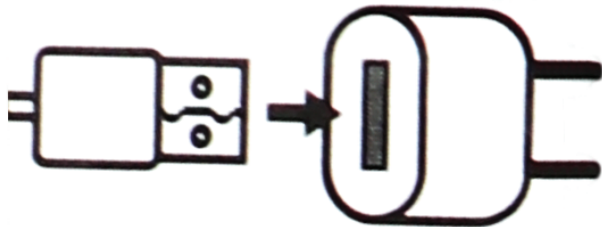
Lens size	Diameter = 30mm
Magnification	10x
Battery	3.7V 50mAh
Light source	White LED*5 / UV LED*5
Working time	White LED: About 1H/UV LED: About 1 H
Charging spec	Type-C USB/DC5V below 2A
Charging time	About 1H
Size	45*45*43MM
Weight	About 70g

• OPERATION

1. Please insert the USB cable into the charging port of the main body.



2. Insert the other end of the USB cable into the adapter.



3. Charging state

● Red light on - Charging

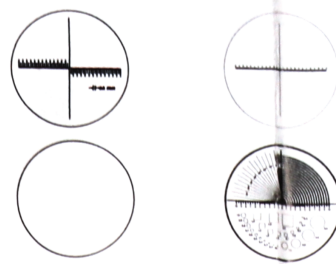
● Green Light - Charging
Completed

4. Find the white power mark and press it with your fingers

- 1) First press white LED to light up;
- 2) Second press UV LED to light up;
- 3) The third press shutdown;

5. Scale function

The bottom lens has metric scale which can measure the real-time length of the observed object.



6. LED function

1) White LED

general observation, can observe printing dots and other microscopic scenes,

2) UV LED

Mainstream banknotes anti-counterfeiting detection, metal fracture surface detection.